

Network cable - NBC-MRD/ 2,0-93E SCO US - 1406126


Please be informed that the data shown in this PDF Document is generated from our Online Catalog. Please find the complete data in the user's documentation. Our General Terms of Use for Downloads are valid (<http://download.phoenixcontact.com>)



Network cable, Ethernet, 4-position, PUR halogen-free, water blue RAL 5021, shielded, Plug angled M12 SPEEDCON / IP67, Coding: D, on Free cable end, Cable length: 2 m



Key commercial data

| | |
|----------------------|---|
| Packing unit | 1 PCE |
| GTIN |  4 046356 799232 |
| Custom tariff number | 85444210 |
| Country of origin | GERMANY |

Technical data

Dimensions

| | |
|-----------------|-----|
| Length of cable | 2 m |
|-----------------|-----|

Ambient conditions

| | |
|----------------------|------|
| Degree of protection | IP65 |
| | IP67 |

General data

| | |
|-----------------------|---------------------------------------|
| Rated current at 40°C | 4 A |
| Rated voltage | 250 V |
| Number of positions | 4 |
| Signal type/category | Ethernet CAT5 (IEC 11801:2002) |
| | Ethernet CAT5e (TIA 568B:2001) |
| Standards/regulations | M12 plug-in connector IEC 61076-2-101 |

Characteristics head 1

Network cable - NBC-MRD/ 2,0-93E SCO US - 1406126

Technical data

Characteristics head 1

| | |
|-------------|---------------------------------|
| Head design | Plug angled M12 SPEEDCON / IP67 |
| Coding | D (Data) |

Characteristics head 2

| | |
|-------------|----------------|
| Head design | Free cable end |
|-------------|----------------|

Line characteristics

| | |
|---|--|
| Cable type | Ethernet |
| Cable type (abbreviation) | 93E |
| UL AWM style | 20963 (80°C/30 V) |
| Signal type/category | Ethernet CAT5 (IEC 11801:2002) |
| | Ethernet CAT5e (TIA 568B:2001) |
| Cable structure | 2x2xAWG26/7; SF/UTP |
| Conductor cross section | 2x 2x 0.14 mm ² |
| AWG signal line | 26 |
| Conductor structure signal line | 7x 0.16 mm |
| Core diameter including insulation | 0.98 mm |
| Wire colors | white/orange-orange, white/green-green |
| Twisted pairs | 2 cores to the pair |
| Overall twist | Two pairs with two fillers to the core |
| Shielding | Aluminum-coated foil, tinned copper braided shield |
| Optical shield covering | 70 % |
| External sheath, color | water blue RAL 5021 |
| External cable diameter D | 6.4 mm ± 0.2 mm |
| Minimum bending radius, fixed installation | 4 x D |
| Minimum bending radius, flexible installation | 8 x D |
| Tensile strength short-term/long-term | ≤ 80N |
| Cable weight | 42 kg/km |
| Outer sheath, material | PUR |
| Material conductor insulation | Foamed PE |
| Conductor material | Bare Cu litz wires |
| Insulation resistance | ≥ 500 MΩ*km (at 20 °C) |
| Conductor resistance | ≤ 290 Ω/km (at 20 °C) |
| Working capacitance | 45 nF (At 1 kHz) |
| Wave impedance | 100 Ω ± 5 Ω (At 100 MHz) |
| Signal runtime | 5.3 ns/m |
| Nominal voltage, cabel | ≤ 100 V |
| | 300 V (Outer cable sheath) |

Network cable - NBC-MRD/ 2,0-93E SCO US - 1406126

Technical data

Line characteristics

| | |
|---|---|
| Test voltage Core/Core | 700 V (50 Hz, 1 min.) |
| Test voltage Core/Shield | 700 V (50 Hz, 1 min.) |
| Flame resistance | IEC 60332-1-2 |
| Halogen-free | According to IEC 60754-1 |
| Resistance to oil | in accordance with DIN EN 60811-2-1 |
| Ambient temperature (operation) | -40 °C ... 80 °C (cable, fixed installation) |
| | -20 °C ... 80 °C (cable, flexible installation) |
| Ambient temperature (installation) | -20 °C ... 80 °C |
| Ambient temperature (storage/transport) | -20 °C ... 80 °C |

Classifications

ETIM

| | |
|----------|----------|
| ETIM 3.0 | EC001855 |
| ETIM 4.0 | EC001855 |
| ETIM 5.0 | EC001855 |

UNSPSC

| | |
|---------------|----------|
| UNSPSC 11 | 31251501 |
| UNSPSC 12.01 | 31251501 |
| UNSPSC 13.2 | 31251501 |
| UNSPSC 6.01 | 31251501 |
| UNSPSC 7.0901 | 31251501 |

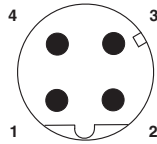
eCl@ss

| | |
|------------|----------|
| eCl@ss 4.0 | 27060306 |
| eCl@ss 4.1 | 27060306 |
| eCl@ss 5.0 | 27061801 |
| eCl@ss 5.1 | 27061801 |
| eCl@ss 6.0 | 27061801 |
| eCl@ss 7.0 | 27061801 |

Drawings

Network cable - NBC-MRD/ 2,0-93E SCO US - 1406126

Schematic diagram



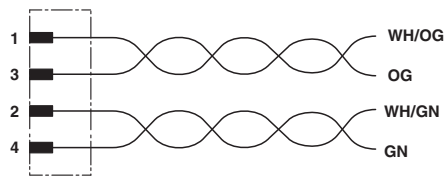
Pin assignment M12 male connector, 4-pos., D-coded, male side

Cable cross section



Ethernet [93E]

Circuit diagram



Contact assignment of the M12 plug